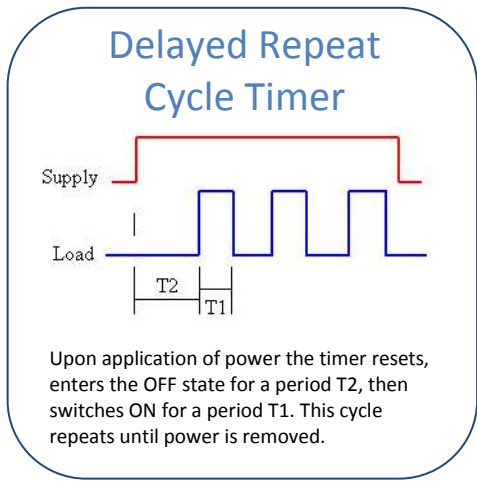



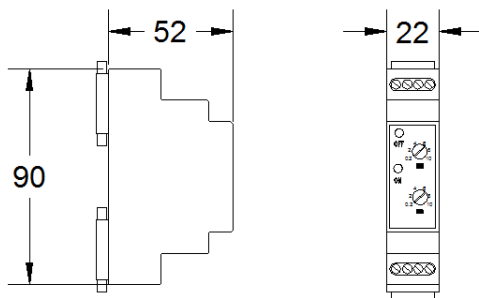
Panel Mounted Timer 731 Series



Applications

- ◆ Electrical Control Panels
- ◆ Discharge of Condensate
- ◆ Dryer Compressors
- ◆ Sprinkler systems
- ◆ Auto drain valve: automatic discharge of condensate
- ◆ Pneumatic vibration systems (e.g. Powder silos)
- ◆ Automatic lubrication systems
- ◆ Dosing systems


Technical Specification



Every effort has been taken to ensure the accuracy of this specification. However in order to maintain our technological lead we are continuously improving our products which could, without notice result in amendments or omissions to this specification. We cannot accept responsibility for damage, injury, loss or expenses resulting therein.

Specification				
Timing Scale	T1 Time	Model Specific	T2 Time	Model Specific
Supply Voltage	Multi or Fixed Voltage Options Available (AC & DC)			
Current Consumption	4mA Max.	Timing Temp. Coefficient	+ or - 0.005% °C	
Operating Temp.	-10 to +60°C	Scale Accuracy	+ or -10%	
		Reset/ Test	Manual Touch Switch	
Switch Capacity	1 Amp.	Printed Circuit Board	UL 94V0	
Inrush Current	10 Amps for 10mSec	Repeat Accuracy	+ or - 1%	
Switching Holding Voltage	400V	Indicators	LED's to indicate phases	
Duty Cycles	100%	Design Standard	VDE 0110C	
Input	Screw Clamp Terminals	Output	Screw Clamp Terminals	





Panel Mounted Timer 731 Series

Delayed Repeat Cycle Timer Part Numbers		
Part Number	T1 Time	T2 Time
731-04-001	0.5 – 10Sec.	0.5 – 45Min.
731-04-002	0.5 – 10Sec.	0.5 – 45Min.
731-04-003	0.5 – 30Sec.	0.5 – 10Min.
731-04-004	2 – 40Sec.	20Sec – 5Min.

Other timings available on request:
msec, sec, mins, hrs, days, weeks, months
Fixed timings available
Memory backup option
Standard Colour: Beige
Other Colours Available