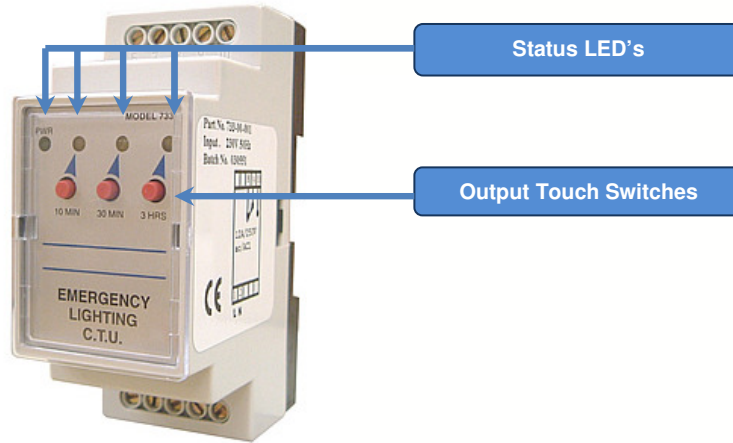
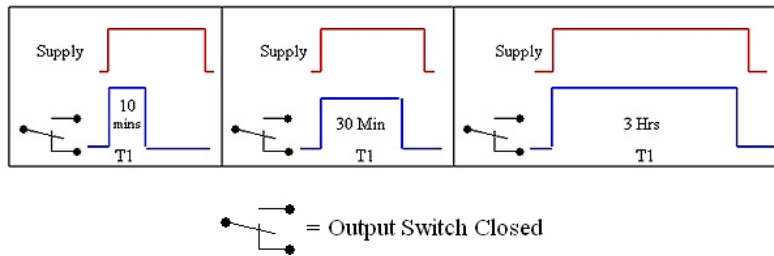


# Panel Mounted Timer 733 Series



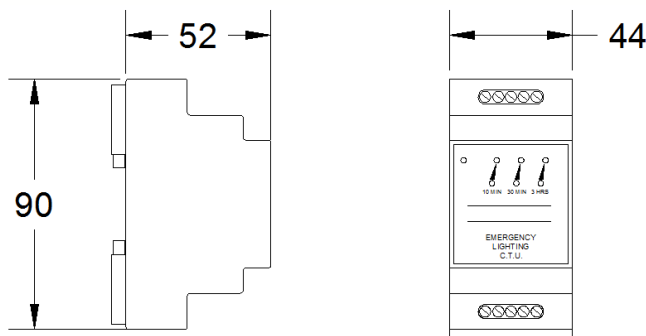
## Central Test Unit



## Applications

- Testing of Emergency Lighting Circuits

## Technical Specification



Every effort has been taken to ensure the accuracy of this specification. However in order to maintain our technological lead we are continuously improving our products which could, without notice result in amendments or omissions to this specification. We cannot accept responsibility for damage, injury, loss or expenses resulting therein.

Product No. 733-00-001						
Timing Scale	T1 Time	10 Min.	T1 Time	30 Min.	T1 Time	3 Hrs.
Supply Voltage	240 VAC 50/60Hz		Other voltages available on request			
Current Consumption	4mA Max.		Timing Temp. Coefficient	+ or - 0.005% °C		
Operating Temp.	-10 to +60°C		Scale Accuracy	+ or -10%		
			Reset/ Test	N/A		
Switch Capacity	1 Amp.		Printed Circuit Board	UL 94V0		
Inrush Current	10 Amps for 10mSec		Repeat Accuracy	+ or - 1%		
Switching Holding Voltage	400V		Indicators	LED's to indicate phases		
Duty Cycles	100%		Design Standard	VDE 0110C		
Input	Screw Clamp Terminals		Output	Screw Clamp Terminals		

