


# Automatic Drain Valve Horizontal Time Controlled



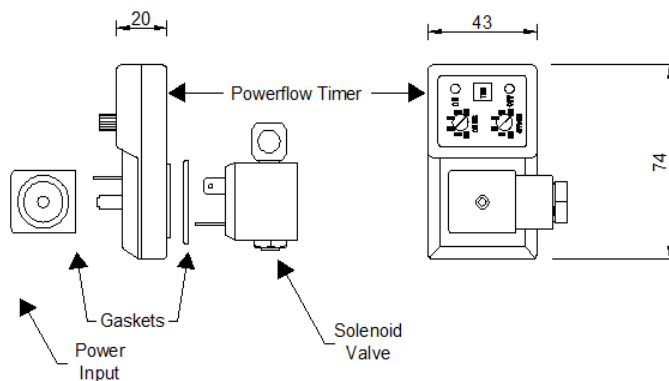
## Features

- ◆ Complete Assembly ready to Install
- ◆ Adjustable time scales to suit any condensate discharge times:  
**ON Time: 0.5 – 10Sec**  
**OFF Time: 0.5 – 45Min.**
- ◆ Drain test switch to check functionality of unit
- ◆ Yellow LED's to indicate status

## Description

The **Powerflow Automatic Drain** is the most economic and efficient method of discharging unwanted condensate from Compressed Air Systems. Removal of condensate from compressed air systems is a critical maintenance requirement. Failure to carry out regular draining results in serious disruption to production schedules, deterioration in product quality, damage to sensitive pneumatic equipment, etc. The auto drain eliminates the risk of human error and possible costly aftermath by providing regular system drainage. The **Powerflow Automatic Drain** reliably discharges accumulated fluids from filters, dryers, driplegs, receivers, separators and other collection points to keep downstream operations free of liquid contaminants.


## Technical Specification



Every effort has been taken to ensure the accuracy of this specification. However in order to maintain our technological lead we are continuously improving our products which could, without notice result in amendments or omissions to this specification. We cannot accept responsibility for damage, injury, loss or expenses resulting therein.

Timer Specification				
Timing Scale	ON Time	0.5 – 10Sec.	OFF Time	0.5 – 45Min.
Supply Voltage	Model Specific			





# Automatic Drain Valve Horizontal Time Controlled

Direct Acting Valve Specification	
Minimum Working Pressure	0 Bar
Maximum Working Pressure	17 Bar (247 PSI)
Seal Material	Viton
Body	Brass with sealing seat in stainless steel
Internal Parts	Stainless Steel
Media	Water – Air – Steam – Light Oils – Diesel Oil



## Choosing the Correct Model

<u>1/8" Complete Drain Valve &amp; Din Connector</u>			
Part Number	Voltage	Pressure	Valve Outlet
520-02-931C	115V	17 Bar	1/8" BSP
520-02-916C	115V	17 Bar	1/8" NPT
520-02-917C	230V	17 Bar	1/8" BSP
520-02-918C	230V	17 Bar	1/8" NPT
<u>1/4" Complete Drain Valve &amp; Din Connector</u>			
Part Number	Voltage	Pressure	Valve Outlet
520-02-919C	115V	17 Bar	1/4" BSP
520-02-920C	115V	17 Bar	1/4" NPT
520-02-921C	230V	17 Bar	1/4" BSP
520-02-922C	230V	17 Bar	1/4" NPT
<u>3/8" Complete Drain Valve &amp; Din Connector</u>			
Part Number	Voltage	Pressure	Valve Outlet
520-02-923C	115V	17 Bar	3/8" BSP
520-02-924C	115V	17 Bar	3/8" NPT
520-02-925C	230V	17 Bar	3/8" BSP
520-02-926C	230V	17 Bar	3/8" NPT
<u>1/2" Complete Drain Valve &amp; Din Connector</u>			
Part Number	Voltage	Pressure	Valve Outlet
520-02-927C	115V	17 Bar	1/2" BSP
520-02-928C	115V	17 Bar	1/2" NPT
520-02-929C	230V	17 Bar	1/2" BSP
520-02-930C	230V	17 Bar	1/2" NPT
<b>Optional Extras:</b>			
Customised timing Customised labelling Customised illuminated power lead Customised assembly Customised power lead length with any plugtop or stripped and thinned Customised Packaging Voltages: AC or DC: 12V, 24V, 48V, 110V, 230V, 380V, 440V			