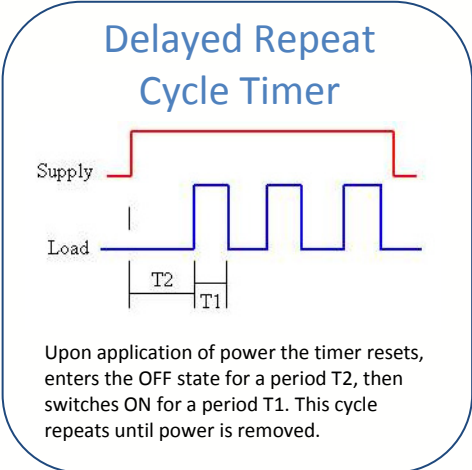



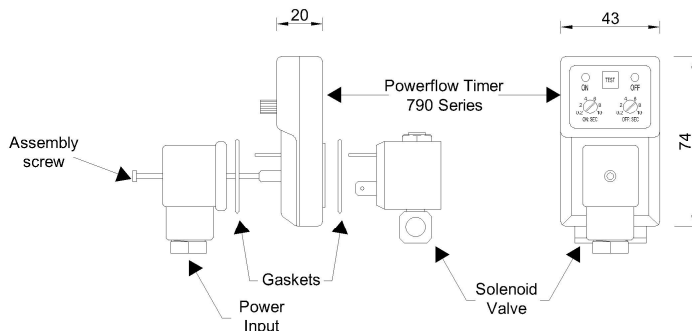
Solenoid Valve Timer 790 Series



Applications

- ◆ Sampling gas or Liquids
- ◆ Air dryers
- ◆ Effluent sampling
- ◆ Sprinkler systems
- ◆ Auto drain valve: automatic discharge of condensate
- ◆ Pneumatic vibration systems (e.g. Powder silos)
- ◆ Automatic lubrication systems
- ◆ Dosing systems


Technical Specification



Every effort has been taken to ensure the accuracy of this specification. However in order to maintain our technological lead we are continuously improving our products which could, without notice result in amendments or omissions to this specification. We cannot accept responsibility for damage, injury, loss or expenses resulting therein.

Specification				
Timing Scale	T1 Time	Model Specific	T2 Time	Model Specific
Supply Voltage	24-240V AC/DC 50/60Hz (Standard)		Other supply voltages available on request	
Current Consumption	4mA Max.	Timing Temp. Coefficient	+ or - 0.005% °C	
Operating Temp.	-10 to +60°C	Scale Accuracy	+ or -10%	
Environmental Protection	IP65, NEMA IV	Reset/ Test	Manual Touch Switch	
Switch Capacity	1 Amp.	Printed Circuit Board	UL 94V0	
Inrush Current	10 Amps for 10mSec	Repeat Accuracy	+ or - 1%	
Switching Holding Voltage	400V	Indicators	LED's to indicate phases	
Duty Cycles	100%	Design Standard	VDE 0110C	
Input	DIN 46350-A / ISO 4400	Output	DIN 46350-B / ISO 6952	
Supplied	Flat Gasket & 50mm screw	Optional Extras	Screws / Connectors / Power Cords	





Solenoid Valve Timer 790 Series

Delayed Repeat Cycle Timer <u>Earth at 0</u>		
Part Number	T1 Time	T2 Time

Delayed Repeat Cycle Timer <u>Earth at 6</u>		
Part Number	T1 Time	T2 Time

Other timings available on request:
msec, sec, mins, hrs, days, weeks, months
Fixed timings available
Memory backup option
Any colour